



# Certificate of Calibration

Calibration Certification Information			
Cal. Date: July 8, 2019	Rootsometer S/N: 438320	Ta: 297	°K
Operator: Jim Tisch		Pa: 751.8	mm Hg
Calibration Model #: TE-5025A	Calibrator S/N: <b>3166</b>		

Run	Vol. Init (m3)	Vol. Final (m3)	ΔVol. (m3)	ΔTime (min)	ΔP (mm Hg)	ΔH (in H2O)
1	1	2	1	1.4190	3.2	2.00
2	3	4	1	1.0080	6.4	4.00
3	5	6	1	0.9040	7.9	5.00
4	7	8	1	0.8630	8.8	5.50
5	9	10	1	0.7150	12.8	8.00

Data Tabulation					
Vstd (m3)	Qstd (x-axis)	$\sqrt{\Delta H \left( \frac{Pa}{Pstd} \right) \left( \frac{Tstd}{Ta} \right)}$ (y-axis)	Va	Qa (x-axis)	$\sqrt{\Delta H \left( \frac{Ta}{Pa} \right)}$ (y-axis)
0.9884	0.6965	1.4090	0.9957	0.7017	0.8889
0.9841	0.9763	1.9926	0.9915	0.9836	1.2570
0.9822	1.0865	2.2278	0.9895	1.0946	1.4054
0.9810	1.1367	2.3365	0.9883	1.1452	1.4740
0.9757	1.3646	2.8179	0.9830	1.3748	1.7777
<b>QSTD</b>	m=	<b>2.11024</b>	<b>QA</b>	m=	<b>1.32140</b>
	b=	<b>-0.06349</b>		b=	<b>-0.04005</b>
	r=	<b>0.99999</b>		r=	<b>0.99999</b>

Calculations			
Vstd=	$\Delta Vol \left( \frac{Pa - \Delta P}{Pstd} \right) \left( \frac{Tstd}{Ta} \right)$	Va=	$\Delta Vol \left( \frac{Pa - \Delta P}{Pa} \right)$
Qstd=	Vstd/ΔTime	Qa=	Va/ΔTime
<b>For subsequent flow rate calculations:</b>			
Qstd=	$1/m \left( \left( \sqrt{\Delta H \left( \frac{Pa}{Pstd} \right) \left( \frac{Tstd}{Ta} \right)} \right) - b \right)$	Qa=	$1/m \left( \left( \sqrt{\Delta H \left( \frac{Ta}{Pa} \right)} \right) - b \right)$

Standard Conditions	
Tstd:	298.15 °K
Pstd:	760 mm Hg
Key	
ΔH: calibrator manometer reading (in H2O)	
ΔP: rootsmeter manometer reading (mm Hg)	
Ta: actual absolute temperature (°K)	
Pa: actual barometric pressure (mm Hg)	
b: intercept	
m: slope	

RECALIBRATION
US EPA recommends annual recalibration per 1998 40 Code of Federal Regulations Part 50 to 51, Appendix B to Part 50, Reference Method for the Determination of Suspended Particulate Matter in the Atmosphere, 9.2.17, page 30



Lam Environmental Services Limited

**Calibration Data for High Volume Sampler (TSP Sampler)**

Location : CMA3a  
 Equipment no. : HVS012

Calibration Date : 07-Feb-20  
 Calibration Due Date : 08-Apr-20

**CALIBRATION OF CONTINUOUS FLOW RECORDER**

Ambient Condition			
Temperature, T <sub>a</sub>	292	Kelvin	Pressure, P <sub>a</sub>
			1021 mmHg

Orifice Transfer Standard Information					
Equipment No.	3166	Slope, m <sub>c</sub>	2.11024	Intercept, b <sub>c</sub>	-0.06349
Last Calibration Date	08-Jul-19	$(H \times P_a / 1013.3 \times 298 / T_a)^{1/2}$ $= m_c \times Q_{std} + b_c$			
Next Calibration Date	07-Jul-20				

Calibration of TSP						
Calibration Point	Manometer Reading			Q <sub>std</sub> (m <sup>3</sup> / min.) X-axis	Continuous Flow Recorder, W (CFM)	IC (W(P <sub>a</sub> /1013.3x298/T <sub>a</sub> ) <sup>1/2</sup> /35.31) Y-axis
	(up)	(down)	(difference)			
1	1.8	1.8	3.6	0.9418	30	30.4216
2	2.6	2.6	5.2	1.1259	38	38.5340
3	3.8	3.8	7.6	1.3548	44	44.6183
4	5.2	5.2	10.4	1.5798	49	49.6886
5	6.3	6.3	12.6	1.7358	54	54.7588

By Linear Regression of Y on X

Slope, m = 29.2098      Intercept, b = 4.2401  
 Correlation Coefficient\* = 0.9932  
 Calibration Accepted = Yes/No\*\*

\* if Correlation Coefficient &lt; 0.990, check and recalibration again.

\*\* Delete as appropriate.

Remarks : \_\_\_\_\_

Calibrated by : Laurance Yung  
 Date : 07-Feb-20

Checked by : James Chu  
 Date : 07-Feb-20



## CERTIFICATE OF CALIBRATION

Certificate No.: 19CA0516 02 Page 1 of 2

### Item tested

Description:	Sound Level Meter (Type 1)	Microphone	Preamp
Manufacturer:	Larson Davis	PCB	PCB
Type/Model No.:	LxT1	377B02	PRMLxT1L
Serial/Equipment No.:	0004797	163704	042622
Adaptors used:	-	-	-

### Item submitted by

Customer Name: Lam Environmental Service Ltd.  
Address of Customer: -  
Request No.: -  
Date of receipt: 16-May-2019

Date of test: 20-May-2019

### Reference equipment used in the calibration

Description:	Model:	Serial No.	Expiry Date:	Traceable to:
Multi function sound calibrator	B&K 4226	2288444	23-Aug-2019	CIGISMEC
Signal generator	DS 360	61227	26-Dec-2019	CEPREI

### Ambient conditions

Temperature:  $22 \pm 1$  °C  
Relative humidity:  $55 \pm 10$  %  
Air pressure:  $1005 \pm 5$  hPa

### Test specifications

- 1, The Sound Level Meter has been calibrated in accordance with the requirements as specified in BS 7580: Part 1: 1997 and the lab calibration procedure SMTP004-CA-152.
- 2, The electrical tests were performed using an electrical signal substituted for the microphone which was removed and replaced by an equivalent capacitance within a tolerance of  $\pm 20\%$ .
- 3, The acoustic calibration was performed using an B&K 4226 sound calibrator and corrections was applied for the difference between the free-field and pressure responses of the Sound Level Meter.

### Test results

This is to certify that the Sound Level Meter conforms to BS 7580: Part 1: 1997 for the conditions under which the test was performed.

Details of the performed measurements are presented on page 2 of this certificate.

Actual Measurement data are documented on worksheets.


Approved Signatory:



Feng Junqi

Date: 21-May-2019

Company Chop:



**Comments:** The results reported in this certificate refer to the condition of the instrument on the date of calibration and carry no implication regarding the long-term stability of the instrument.



## CERTIFICATE OF CALIBRATION

(Continuation Page)

Certificate No.: 19CA0516 02 Page 2 of 2

### 1, Electrical Tests

The electrical tests were performed using an equivalent capacitance substituted for the microphone. The results are given in below with test status and the estimated uncertainties. The "Pass" means the result of the test is inside the tolerances stated in the test specifications. The "-" means the result of test is outside these tolerances.

Test:	Subtest:	Status:	Expanded Uncertainty (dB)	Coverage Factor
Self-generated noise	A	Pass	0.3	
	C	Pass	0.8	2.1
	Lin	Pass	1.6	2.2
Linearity range for Leq	At reference range, Step 5 dB at 4 kHz	Pass	0.3	
	Reference SPL on all other ranges	Pass	0.3	
	2 dB below upper limit of each range	Pass	0.3	
	2 dB above lower limit of each range	Pass	0.3	
Linearity range for SPL	At reference range, Step 5 dB at 4 kHz	Pass	0.3	
	Frequency weightings			
Time weightings	A	Pass	0.3	
	C	Pass	0.3	
	Lin	Pass	0.3	
Peak response	Single Burst Fast	Pass	0.3	
	Single Burst Slow	Pass	0.3	
R.M.S. accuracy	Single 100µs rectangular pulse	Pass	0.3	
Time weighting I	Crest factor of 3	Pass	0.3	
	Single burst 5 ms at 2000 Hz	Pass	0.3	
Time averaging	Repeated at frequency of 100 Hz	Pass	0.3	
	1 ms burst duty factor 1/10 <sup>3</sup> at 4kHz	Pass	0.3	
	1 ms burst duty factor 1/10 <sup>4</sup> at 4kHz	Pass	0.3	
Pulse range	Single burst 10 ms at 4 kHz	Pass	0.4	
Sound exposure level	Single burst 10 ms at 4 kHz	Pass	0.4	
Overload indication	SPL	Pass	0.3	
	Leq	Pass	0.4	

### 2, Acoustic tests

The complete sound level meter was calibrated on the reference range using a B&K 4226 acoustic calibrator with 1000Hz and SPL 94 dB. The sensitivity of the sound level meter was adjusted. The test result at 125 Hz and 8000 Hz are given in below with test status and the estimated uncertainties.

Test:	Subtest	Status	Expanded Uncertainty (dB)	Coverage Factor
Acoustic response	Weighting A at 125 Hz	Pass	0.3	
	Weighting A at 8000 Hz	Pass	0.5	

### 3, Response to associated sound calibrator

N/A

The expanded uncertainties have been calculated in accordance with the ISO Publication "Guide to the expression of uncertainty in measurement", and gives an interval estimated to have a level of confidence of 95%. A coverage factor of 2 is assumed unless explicitly stated.

- End -

Calibrated by:

Date:

Fung Chi Yip  
20-May-2019

Checked by:

Date:

Shek Kwong Tat  
21-May-2019

The standard(s) and equipment used in the calibration are traceable to national or international recognised standards and are calibrated on a schedule to maintain the required accuracy level.





Test Data for Sound Level Meter

Sound level meter type:	LxT1	Serial No.	0004797	Date	20-May-2019
Microphone type:	377B02	Serial No.	163704		
Preamp type:	PRMLxT1L	Serial No.	042622	Report:	19CA0516 02

SELF GENERATED NOISE TEST

The noise test is performed in the most sensitive range of the SLM with the microphone replaced by an equivalent impedance.

Noise level in A weighting	9.6	dB
Noise level in C weighting	12.3	dB
Noise level in Lin	19.6	dB

LINEARITY TEST

The linearity is tested relative to the reference sound pressure level using a continuous sinusoidal signal of frequency 4 kHz. The measurement is made on the reference range for indications at 5 dB intervals starting from the 94 dB reference sound pressure level. And until within 5 dB of the upper and lower limits of the reference range, the measurements shall be made at 1 dB intervals.(SLM set to LEQ/SPL)

Reference/Expected level	Actual level		Tolerance	Deviation	
	non-integrated	integrated		non-integrated	integrated
dB	dB	dB	+/- dB	dB	dB
94.0	94.0	94.0	0.7	0.0	0.0
99.0	99.0	99.0	0.7	0.0	0.0
104.0	104.0	104.0	0.7	0.0	0.0
109.0	109.0	109.0	0.7	0.0	0.0
114.0	114.0	114.0	0.7	0.0	0.0
115.0	115.0	115.0	0.7	0.0	0.0
116.0	116.0	116.0	0.7	0.0	0.0
117.0	117.0	117.0	0.7	0.0	0.0
118.0	118.0	118.0	0.7	0.0	0.0
119.0	118.9	118.9	0.7	-0.1	-0.1
120.0	119.9	119.9	0.7	-0.1	-0.1
89.0	89.0	89.0	0.7	0.0	0.0
84.0	84.0	84.0	0.7	0.0	0.0
79.0	79.0	79.0	0.7	0.0	0.0
74.0	74.0	74.0	0.7	0.0	0.0
69.0	69.0	69.0	0.7	0.0	0.0
64.0	64.0	64.0	0.7	0.0	0.0
59.0	58.9	58.9	0.7	-0.1	-0.1
54.0	53.9	53.9	0.7	-0.1	-0.1
49.0	48.9	48.9	0.7	-0.1	-0.1
44.0	43.9	43.9	0.7	-0.1	-0.1
39.0	38.9	38.9	0.7	-0.1	-0.1
34.0	33.9	33.9	0.7	-0.1	-0.1
33.0	32.9	32.9	0.7	-0.1	-0.1



Test Data for Sound Level Meter

Page 2 of 5

Sound level meter type: LxT1 Serial No. 0004797 Date 20-May-2019  
Microphone type: 377B02 Serial No. 163704  
Preamp type: PRMLxT1L Serial No. 042622 Report: 19CA0516 02

32.0	31.8	31.8	0.7	-0.2	-0.2
31.0	30.8	30.8	0.7	-0.2	-0.2
30.0	29.8	29.8	0.7	-0.2	-0.2

Measurements for an indication of the reference SPL on all other ranges which include it

Other ranges	Expected level	Actual level	Tolerance	Deviation
dB	dB	dB	+/- dB	dB
20-120	94.0	94.0	0.7	0.0

Measurements on all level ranges for indications 2 dB below the upper limit and 2 dB above the lower limit

Ranges	Reference/Expected level	Actual level	Tolerance	Deviation
dB	dB	dB	+/- dB	dB
20-120	30.0	29.8	0.7	-0.2
	118.0	117.9	0.7	-0.1

## FREQUENCY WEIGHTING TEST

The frequency response of the weighting networks are tested at octave intervals over the frequency ranges 31.5 Hz to 12500 Hz. The signal level at 1000 Hz is set to give an indication of the reference SPL.

Frequency weighting A:

Frequency	Ref. level	Expected level	Actual level	Tolerance(dB)		Deviation
				+	-	
Hz	dB	dB	dB			dB
1000.0	94.0	94.0	94.0	0.0	0.0	0.0
31.6	94.0	54.6	54.6	1.5	1.5	0.0
63.1	94.0	67.8	67.8	1.5	1.5	0.0
125.9	94.0	77.9	77.8	1.0	1.0	-0.1
251.2	94.0	85.4	85.3	1.0	1.0	-0.1
501.2	94.0	90.8	90.7	1.0	1.0	-0.1
1995.0	94.0	95.2	95.1	1.0	1.0	-0.1
3981.0	94.0	95.0	94.9	1.0	1.0	-0.1
7943.0	94.0	92.9	92.9	1.5	3.0	0.0
12590.0	94.0	89.7	89.6	3.0	6.0	-0.1

Frequency weighting C:

Frequency	Ref. level	Expected level	Actual level	Tolerance(dB)		Deviation
				+	-	
Hz	dB	dB	dB			dB
1000.0	94.0	94.0	94.0	0.0	0.0	0.0
31.6	94.0	91.0	90.9	1.5	1.5	-0.1
63.1	94.0	93.2	93.1	1.5	1.5	-0.1
125.9	94.0	93.8	93.7	1.0	1.0	-0.1
251.2	94.0	94.0	93.9	1.0	1.0	-0.1
501.2	94.0	94.0	94.0	1.0	1.0	0.0



Test Data for Sound Level Meter

Page 3 of 5

Sound level meter type: LxT1 Serial No. 0004797 Date 20-May-2019  
Microphone type: 377B02 Serial No. 163704  
Preamp type: PRMLxT1L Serial No. 042622 Report: 19CA0516 02

1995.0	94.0	93.8	93.8	1.0	1.0	0.0
3981.0	94.0	93.2	93.2	1.0	1.0	0.0
7943.0	94.0	91.0	91.0	1.5	3.0	0.0
12590.0	94.0	87.8	87.7	3.0	6.0	-0.1

Frequency weighting Lin:

Frequency	Ref. level	Expected level	Actual level	Tolerance(dB)		Deviation
				+	-	
Hz	dB	dB	dB			dB
1000.0	94.0	94.0	94.0	0.0	0.0	0.0
31.6	94.0	94.0	94.0	1.5	1.5	0.0
63.1	94.0	94.0	93.9	1.5	1.5	-0.1
125.9	94.0	94.0	93.9	1.0	1.0	-0.1
251.2	94.0	94.0	93.9	1.0	1.0	-0.1
501.2	94.0	94.0	93.9	1.0	1.0	-0.1
1995.0	94.0	94.0	93.9	1.0	1.0	-0.1
3981.0	94.0	94.0	93.9	1.0	1.0	-0.1
7943.0	94.0	94.0	94.0	1.5	3.0	0.0
12590.0	94.0	94.0	93.9	3.0	6.0	-0.1

TIME WEIGHTING FAST TEST

Time weighting F is tested on the reference range with a single sinusoidal burst of duration 200 ms at a frequency 2000 Hz and an amplitude which produces an indication 4 dB below the upper limit of the primary indicator range when the signal is continuous. (Weight A, Maximum hold)

Ref. level	Expected level	Actual level	Tolerance(dB)		Deviation
			+	-	
dB	dB	dB			dB
116.0	115.0	114.9	1.0	1.0	-0.1

TIME WEIGHTING SLOW TEST

Time weighting S is tested on the reference range with a single sinusoidal burst of duration 500 ms at a frequency 2000 Hz and an amplitude which produces an indication 4 dB below the upper limit of the primary indicator range when the signal is continuous. (Weight A, Maximum hold)

Ref. level	Expected level	Actual level	Tolerance(dB)		Deviation
			+	-	
dB	dB	dB			dB
116.0	111.9	111.8	1.0	1.0	-0.1

PEAK RESPONSE TEST

The onset time of the peak detector is tested on the reference range by comparing the response to a 100 us rectangular test pulse with the response to a 10 ms reference pulse of the same amplitude. The amplitude of the 10 ms reference pulse is such as to produce an indication 1 dB below the upper limit of the primary indicator range. Positive polarities: (Weighting Z, set the generator signal to single, Lzpeak)

Ref. level	Response to 10 ms	Response to 100 us	Tolerance	Deviation
119.0	119.0	119.4	2.0	0.4



Test Data for Sound Level Meter

Page 4 of 5

Sound level meter type: LxT1 Serial No. 0004797 Date 20-May-2019  
Microphone type: 377B02 Serial No. 163704  
Preamp type: PRMLxT1L Serial No. 042622 Report: 19CA0516 02

Negative polarities:

Ref. level	Response to 10 ms	Response to 100 us	Tolerance	Deviation
dB	dB	dB	+/- dB	dB
119.0	119.0	119.4	2.0	0.4

#### RMS ACCURACY TEST

The RMS detector accuracy is tested on the reference range for a crest factor of 3.

Test frequency: 2000 Hz  
Amplitude: 2 dB below the upper limit of the primary indicator range.  
Burst repetition frequency: 40 Hz  
Tone burst signal: 11 cycles of a sine wave of frequency 2000 Hz. (Set to INT)

Time weighting	Ref. Level	Expected level	Tone burst signal	Tolerance	Deviation
	dB	dB	indication(dB)	+/- dB	dB
Slow	118.0+6.6	118.0	117.9	0.5	-0.1

#### TIME WEIGHTING IMPULSE TEST

Time weighting I is tested on the reference range (Set the SLM to LAImax)

Test frequency: 2000 Hz  
Amplitude: The upper limit of the primary indicator range.

Single sinusoidal burst of duration 5 ms:

Ref. Level	Single burst indication		Tolerance	Deviation
dB	Expected (dB)	Actual (dB)	+/- dB	dB
120.0	111.2	111.1	2.0	-0.1

Repeated at 100 Hz

Ref. Level	Repeated burst indication		Tolerance	Deviation
dB	Expected (dB)	Actual (dB)	+/- dB	dB
120.0	117.3	117.1	1.0	-0.2

#### TIME AVERAGING TEST

This test compares the SLM reading for continuous sine signals with readings obtained from a sine tone burst sequence having the same RMS level. The test level is 30 dB below the upper limit of the linearity range and repeated for Type 1 SLM with 40 dB below the upper limit of the linearity.

Frequency of tone burst: 4000 Hz

Duration of tone burst: 1 ms

Repetition Time	Level of tone burst	Expected Leq	Actual Leq	Tolerance	Deviation	Remarks
msec	dB	dB	dB	+/- dB	dB	
1000	90.0	90.0	89.9	1.0	-0.1	60s integ.
10000	80.0	80.0	79.9	1.0	-0.1	6min. integ.

#### PULSE RANGE AND SOUND EXPOSURE LEVEL TEST

The test tone burst signal is superimposed on a baseline signal corresponding to the lower limit of reference range

Test frequency: 4000 Hz

Integration time: 10 sec





Test Data for Sound Level Meter

Page 5 of 5

Sound level meter type: LxT1 Serial No. 0004797 Date 20-May-2019  
 Microphone type: 377B02 Serial No. 163704  
 Preamp type: PRMLxT1L Serial No. 042622 Report: 19CA0516 02

The integrating sound level meter set to Leq:

Duration	Rms level of	Expected	Actual	Tolerance	Deviation
msec	tone burst (dB)	dB	dB	+/- dB	dB
10	88.0	58.0	57.9	1.7	-0.1

The integrating sound level meter set to SEL:

Duration	Rms level of	Expected	Actual	Tolerance	Deviation
msec	tone burst (dB)	dB	dB	+/- dB	dB
10.0	88.0	68.0	68.0	1.7	0.0

**OVERLOAD INDICATION TEST**

For SLM capable of operating in a non-integrating mode.

Test frequency: 2000 Hz  
 Amplitude: 2 dB below the upper limit of the primary indicator range.  
 Burst repetition frequency: 40 Hz  
 Tone burst signal: 11 cycles of a sine wave of frequency 2000 Hz.

Level	Level reduced by	Further reduced	Difference	Tolerance	Deviation
at overload (dB)	1 dB	3 dB	dB	dB	dB
113.1	112.1	109.1	3.0	1.0	0.0

For integrating SLM, with the instrument indicating Leq.

For integrating SLM, with the instrument indicating Leq and set to the reference range. The test signal as follow  
 The test tone burst signal is superimposed on a baseline signal corresponding to the lower limit of reference range  
 Test frequency: 4000 Hz  
 Integration time: 10 sec  
 Single burst duration: 1 msec

Rms level	Level reduced by	Expected level	Actual level	Tolerance	Deviation
at overload (dB)	1 dB	dB	dB	dB	dB
119.7	118.7	78.7	78.5	2.2	-0.2

**ACOUSTIC TEST**

The acoustic test of the complete SLM is tested at the frequency 125 Hz and 8000 Hz using a B&K type 4226 Multifunction Acoustic Calibrator. The test is performed in A weighting.

Frequency	Expected level	Actual level	Tolerance (dB)		Deviation
			+	-	
Hz	dB	Measured (dB)			dB
1000	94.0	94.0	0.0	0.0	0.0
125	77.9	78.0	1.0	1.0	0.1
8000	92.9	93.4	1.5	3.0	0.5

-----END-----



## CERTIFICATE OF CALIBRATION

Certificate No.: 19CA0617 03-02

Page: 1 of 2

### Item tested

Description: Acoustical Calibrator (Class 1)  
Manufacturer: Honglim Co., Ltd.  
Type/Model No.: HLES-02  
Serial/Equipment No.: 2016611465  
Adaptors used: -

### Item submitted by

Customer: Lam Environmental Services Limited.  
Address of Customer: -  
Request No.: -  
Date of receipt: 17-Jun-2019

Date of test: 19-Jun-2019

### Reference equipment used in the calibration

Description:	Model:	Serial No.	Expiry Date:	Traceable to:
Lab standard microphone	B&K 4180	2341427	03-May-2020	SCL
Preamplifier	B&K 2673	2239857	17-May-2020	CEPREI
Measuring amplifier	B&K 2610	2346941	05-Jun-2020	CEPREI
Signal generator	DS 360	61227	10-May-2020	CEPREI
Digital multi-meter	34401A	US36087050	08-May-2020	CEPREI
Audio analyzer	8903B	GB41300350	13-May-2020	CEPREI
Universal counter	53132A	MY40003662	10-May-2020	CEPREI

### Ambient conditions

Temperature:  $22 \pm 1$  °C  
Relative humidity:  $55 \pm 10$  %  
Air pressure:  $1005 \pm 5$  hPa

### Test specifications


- The Sound Calibrator has been calibrated in accordance with the requirements as specified in IEC 60942 1997 Annex B and the lab calibration procedure SMTP004-CA-156.
- The calibrator was tested with its axis vertical facing downwards at the specific frequency using insert voltage technique.
- The results are rounded to the nearest 0.01 dB and 0.1 Hz and have not been corrected for variations from a reference pressure of 1013.25 hectoPascals as the maker's information indicates that the instrument is insensitive to pressure changes.

### Test results

This is to certify that the sound calibrator conforms to the requirements of annex B of IEC 60942: 1997 for the conditions under which the test was performed. This does not imply that the sound calibrator meets IEC 60942 under any other conditions.

Details of the performed measurements are presented on page 2 of this certificate.

Approved Signatory:

  
Feng Junqi

Date: 19-Jun-2019

Company Chop:



Comments: The results reported in this certificate refer to the condition of the instrument on the date of calibration and carry no implication regarding the long-term stability of the instrument.





## REPORT OF EQUIPMENT PERFORMANCE CHECK/CALIBRATION

**CONTACT:** CHAN KA CHUN  
**CLIENT:** LAM ENVIRONMENTAL SERVICES LTD

**WORK ORDER:** HK1954529

**ADDRESS:** 11/F, CENTRE POINT,  
181- 185 GLOUCESTER ROAD,  
WANCHAI, HONG KONG

**SUB- BATCH:** 0  
**LABORATORY:** HONG KONG  
**DATE RECEIVED:** 28- Dec- 2019  
**DATE OF ISSUE:** 07- Jan- 2020

### COMMENTS

Equipment information (Brand name, Model No., Serial No. and Equipment No.) is provided by client. The performance of the equipment stated in this report is checked with independent reference material and results compared against a calibrated secondary source.

The "Tolerance Limit" quoted is the acceptance criteria applicable for similar equipment used by the ALS Hong Kong laboratory or quoted from relevant international standards.

The "Next Calibration Date" is recommended according to best practice principle as practised by the ALS Hong Kong laboratory or quoted from relevant international standards.

Scope of Test: Dissolved Oxygen, pH Value, Salinity and Temperature

Equipment Type: Multifunctional Meter

Brand Name/ Model No.: YSI Professional Plus

Serial No./ Equipment No.: 16J100298

Date of Calibration: 07- Jan- 2020

### NOTES

This is the Final Report and supersedes any preliminary report with this batch number.

Results apply to sample(s) as submitted. All pages of this report have been checked and approved for release.

Mr Chan Siu Ming, Vico  
Manager - Inorganic

*This report may not be reproduced except with prior written approval from ALS Technichem (HK) Pty Ltd.*



# REPORT OF EQUIPMENT PERFORMANCE CHECK/CALIBRATION



WORK ORDER: HK1954529  
SUB- BATCH: 0  
DATE OF ISSUE: 07-Jan- 2020  
CLIENT: LAM ENVIRONMENTAL SERVICES LTD

Equipment Type: Multifunctional Meter  
Brand Name/  
Model No.: YSI Professional Plus  
Serial No./  
Equipment No.: 16J100298  
Date of Calibration: 07-Jan- 2020

Date of Next Calibration: 07- Apr- 2020

## PARAMETERS:

Dissolved Oxygen Method Ref: APHA (21st edition), 4500- O: G

Expected Reading (mg/L)	Displayed Reading (mg/L)	Tolerance (mg/L)
4.09	3.98	- 0.11
6.13	5.93	- 0.20
8.41	8.39	- 0.02
	Tolerance Limit (mg/L)	± 0.20

## pH Value

Method Ref: APHA (21st edition), 4500H:B

Expected Reading (pH unit)	Displayed Reading (pH unit)	Tolerance (pH unit)
4.0	3.91	- 0.09
7.0	6.96	- 0.04
10.0	9.91	- 0.09
	Tolerance Limit (pH unit)	± 0.20

## Salinity

Method Ref: APHA (21st edition), 2520B

Expected Reading (ppt)	Displayed Reading (ppt)	Tolerance (%)
0	0.00	--
10	10.03	+ 0.3
20	19.17	- 4.1
30	28.57	- 4.8
	Tolerance Limit (%)	± 10.0

Remark: "Displayed Reading" presents the figures shown on item under calibration / checking regardless of equipment precision or significant figures.

Mr Chan Siu Ming, Vico  
Manager - Inorganic



# REPORT OF EQUIPMENT PERFORMANCE CHECK/CALIBRATION



WORK ORDER: HK1954529  
SUB- BATCH: 0  
DATE OF ISSUE: 07- Jan- 2020  
CLIENT: LAM ENVIRONMENTAL SERVICES LTD

Equipment Type: Multifunctional Meter  
Brand Name/ Model No.: YSI Professional Plus  
Serial No./ Equipment No.: 16J100298  
Date of Calibration: 07- Jan- 2020 Date of Next Calibration: 07- Apr- 2020

**PARAMETERS:**  
**Temperature**

Method Ref: Section 6 of International Accreditation New Zealand Technical Guide No. 3 Second edition March 2008: Working Thermometer Calibration Procedure.

Expected Reading (°C)	Displayed Reading (°C)	Tolerance (°C)
15.0	14.4	- 0.6
22.5	21.7	- 0.8
40.0	39.7	- 0.3
	Tolerance Limit (°C)	± 2.0

Remark: "Displayed Reading" presents the figures shown on item under calibration / checking regardless of equipment precision or significant figures.

Mr Chan Siu Ming, Vico  
Manager - Inorganic



## REPORT OF EQUIPMENT PERFORMANCE CHECK/CALIBRATION

CONTACT: HENRY LAU  
CLIENT: LAM ENVIRONMENTAL SERVICES LTD  
ADDRESS: 11/F CENTRE POINT,  
181-185 GLOUCESTER ROAD,  
WANCHAI, HONG KONG

WORK ORDER: HK2003813  
SUB-BATCH: 0  
LABORATORY: HONG KONG  
DATE RECEIVED: 03-Feb-2020  
DATE OF ISSUE: 11-Feb-2020

### SPECIFIC COMMENTS

Equipment information (Brand name, Model No., Serial No. and Equipment No.) is provided by client. The performance of the equipment stated in this report is checked with independent reference material and results compared against a calibrated secondary source. The "Tolerance Limit" quoted is the acceptance criteria applicable for similar equipment used by the ALS Hong Kong laboratory or quoted from relevant international standards. The "Next Calibration Date" is recommended according to best practice principle as practised by the ALS Hong Kong laboratory or quoted from relevant international standards.

Scope of Test: Dissolved Oxygen, pH Value, Salinity and Temperature  
Equipment Type: Multifunctional Meter  
Brand Name/ Model No.: YSI Professional Plus  
Serial No./ Equipment No.: 17F100236  
Date of Calibration: 11-Feb-2020

### GENERAL COMMENTS

This is the Final Report and supersedes any preliminary report with this batch number. All pages of this report have been checked and approved for release.

Ms. Lin Wai Yu, Iris  
Assistant Manager - Inorganic

*This report may not be reproduced except with prior written approval from ALS Technichem (HK) Pty Ltd.*

# REPORT OF EQUIPMENT PERFORMANCE CHECK/CALIBRATION



WORK ORDER: HK2003813  
 SUB-BATCH: 0  
 DATE OF ISSUE: 11-Feb-2020  
 CLIENT: LAM ENVIRONMENTAL SERVICES LTD

Equipment Type: Multifunctional Meter  
 Brand Name/ Model No.: YSI Professional Plus  
 Serial No./ Equipment No.: 17F100236  
 Date of Calibration: 11-Feb-2020      Date of Next Calibration: 11-May-2020

PARAMETERS:  
 Dissolved Oxygen      Method Ref: APHA (21st edition), 4500-O: G

Expected Reading (mg/L)	Displayed Reading (mg/L)	Tolerance (mg/L)
3.76	3.91	+0.15
5.39	5.42	+0.03
6.66	6.52	-0.14
Tolerance Limit (mg/L)		±0.20

pH Value      Method Ref: APHA (21st edition), 4500H:B

Expected Reading (pH unit)	Displayed Reading (pH unit)	Tolerance (pH unit)
4.0	4.04	+0.04
7.0	6.99	-0.01
10.0	9.92	-0.08
Tolerance Limit (pH unit)		±0.20

Salinity      Method Ref: APHA (21st edition), 2520B

Expected Reading (ppt)	Displayed Reading (ppt)	Tolerance (%)
0	0.00	--
10	9.47	-5.3
20	18.46	-7.7
30	30.07	+0.2
Tolerance Limit (%)		±10.0

Remark: "Displayed Reading" presents the figures shown on item under calibration / checking regardless of equipment precision or significant figures.

Ms. Lin Wai Yu, Iris  
 Assistant Manager - Inorganic

# REPORT OF EQUIPMENT PERFORMANCE CHECK/CALIBRATION



WORK ORDER: HK2003813  
SUB-BATCH: 0  
DATE OF ISSUE: 11-Feb-2020  
CLIENT: LAM ENVIRONMENTAL SERVICES LTD

Equipment Type: Multifunctional Meter  
Brand Name/  
Model No.: YSI Professional Plus  
Serial No./  
Equipment No.: 17F100236  
Date of Calibration: 11-Feb-2020

Date of Next Calibration: 11-May-2020

PARAMETERS:  
Temperature

Method Ref: Section 6 of International Accreditation New Zealand Technical  
Guide No. 3 Second edition March 2008: Working Thermometer Calibration Procedure.

Expected Reading (°C)	Displayed Reading (°C)	Tolerance (°C)
9.0	9.0	+0.0
20.1	21.0	+0.9
37.5	37.0	-0.5
	Tolerance Limit (°C)	±2.0

Remark: "Displayed Reading" presents the figures shown on item under calibration / checking regardless of equipment precision or significant figures.

A handwritten signature in blue ink, appearing to read 'Iris'.

Ms. Lin Wai Yu, Iris  
Assistant Manager - Inorganic



REPORT OF EQUIPMENT PERFORMANCE CHECK / CALIBRATION

Information supplied by customer:

CONTACT: MR. CHAN KA CHUN JOB REFERENCE NO.: 22777053-A15A4601  
CLIENT: LAM ENVIRONMENTAL SERVICES LTD  
DATE RECEIVED: 15/01/2020  
DATE OF ISSUE: 18/02/2020  
ADDRESS: 11/F, CENTRE POINT, 181-185, GLOUCESTER ROAD,  
WANCHAI, HONG KONG  
PROJECT: ---

METHOD OF PERFORMANCE CHECK/ CALIBRATION:

Ref: APHA22nd ed 2130B

COMMENTS

It is certified that the item under performance check/calibration has been calibrated/checked by corresponding calibrated equipment in the laboratory.

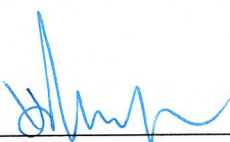
Maximum Tolerance and calibration frequency stated in the report, unless otherwise stated, the internal acceptance criteria of FT Laboratories Ltd will be followed.

Scope of Test:	Turbidity
Equipment Type:	Turbidimeter
Brand Name:	Xin Rui
Model No.:	WGZ-3B
Serial No.:	1807077
Equipment No.:	---
Date of Calibration:	22/01/2020

Remarks:

This is the Final Report. Results apply to sample(s) as submitted. All pages of this report have been checked and approved for release.

Certified By:

  
\_\_\_\_\_  
Ho Lai Sze  
Senior Chemist

Issue Date:

18/02/2020





REPORT OF EQUIPMENT PERFORMANCE CHECK / CALIBRATION

WORK ORDER: 22777053-A15A4601  
DATE OF ISSUE: 18/02/2020  
CLIENT: LAM ENVIRONMENTAL SERVICES LTD

Equipment Type:	Turbidimeter
Brand Name:	Xin Rui
Model No.:	WGZ-3B
Serial No.:	1807077
Equipment No.:	---
Date of Calibration:	22/01/2020
Date of next Calibration:	23/04/2020
Lab I.D.:	---

Parameters:

Turbidity

Method Ref: APHA 22<sup>nd</sup> ed. 2130B

Expected Reading (NTU)	Display Reading (NTU)	Tolerance
0	0.00	---
4	3.92	-2.0%
10	10.13	1.3%
40	39.82	-0.4%
100	100.60	0.6%
400	395	-1.3%
1000	1001	0.1%
	Tolerance Limit ( $\pm$ )	10%

Remark: "Displayed Reading" presents the figures shown on item under calibration/checking regardless of equipment precision or significant figures.





REPORT OF EQUIPMENT PERFORMANCE CHECK / CALIBRATION

WORK ORDER: 22787053-A15A4701  
DATE OF ISSUE: 18/02/2020  
CLIENT: LAM GEOTECHNICS LTD

Equipment Type:	Turbidimeter
Brand Name:	Xin Rui
Model No.:	WGZ-3B
Serial No.:	1807079
Equipment No.:	---
Date of Calibration:	22/01/2020
Date of next Calibration:	23/04/2020
Lab I.D.:	---

Parameters:

Turbidity

Method Ref: APHA 22<sup>nd</sup> ed. 2130B

Expected Reading (NTU)	Display Reading (NTU)	Tolerance
0	0.00	---
4	4.01	0.2%
10	9.75	-2.5%
40	38.75	-3.1%
100	99.66	-0.3%
400	401	0.1%
1000	992	-0.9%
	Tolerance Limit ( $\pm$ )	10%

Remark: "Displayed Reading" presents the figures shown on item under calibration/checking regardless of equipment precision or significant figures.